

Product data sheet

Miniature connectors

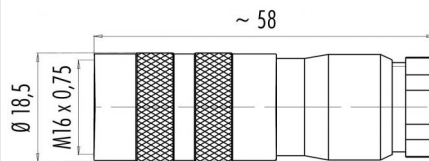


Product description	M16 IP67 female cable connector, Contacts: 8 DIN, 6.0 - 8.0 mm, shieldable, solder, IP68, UL, AISG compliant
Area	M16 IP67 series 423
Order number	99 5672 00 08

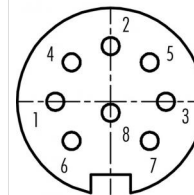
Illustration



Scale drawing



Contact arrangement (Plug-in side)



	X	Y
1	-3,50	0,00
2	0,00	3,50
3	3,50	0,00
4	-2,47	2,47
5	2,47	2,47
6	-2,47	-2,47
7	2,47	-2,47
8	0,00	-0,70

You can find the component part drawing on the next page.

Technical data

General values

Connector design	female cable connector
Connector locking system	screw
Termination	solder
Wire gauge (mm)	max. 0.75 mm ²
Wire gauge (AWG)	max. 18
Cable outlet	6.0 - 8.0 mm
Upper limit temperature	95 °C
Lower limit temperature	- 30 °C
Customs tariff number	85369010
Packaging Unit	50

Cable data

Approval 1	UL
Approval 2	AISG compliant

Electrical values

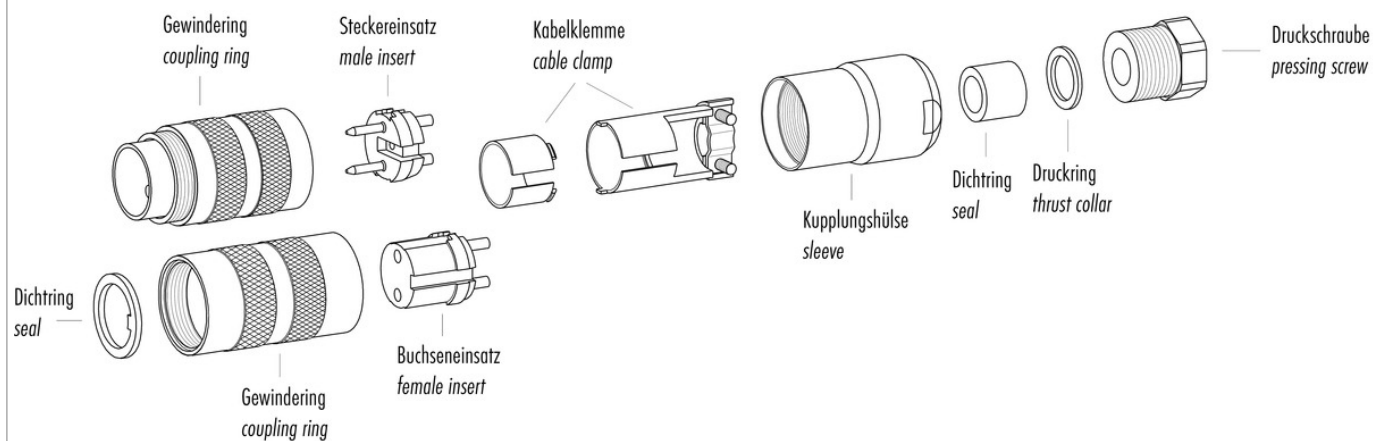
Rated current (40 °C)	5 A
Rated voltage	60 V
Rated impulse voltage	500 V
Pollution degree	1
Overvoltage category	I
Insulating material group	III
Insulation resistance	≥ 10 ¹⁰ Ω
EMC compliance	shieldable
Degree of protection	IP68
	IP67
Mechanical operation	> 500 Mating cycles

Material

Contact material	CuSn (bronze)
Contact plating	Ag (silver)
Contact body material	PBT (UL94 V-0)
REACH SVHC	CAS 7439-92-1 (Lead)

Product description	M16 IP67 female cable connector, Contacts: 8 DIN, 6.0 - 8.0 mm, shieldable, solder, IP68, UL, AISG compliant
Area	M16 IP67 series 423
Order number	99 5672 00 08

Component part drawing



Product description	M16 IP67 female cable connector, Contacts: 8 DIN, 6.0 - 8.0 mm, shieldable, solder, IP68, UL, AISG compliant
Area	M16 IP67 series 423
Order number	99 5672 00 08

Security notices

The connectors are designed for use in plant, control system and electrical equipment. The end user is responsible for checking whether the connectors are suitable for use in other applications.

Connectors with degree of protection IP 67 and IP 68 are not suitable for use under water. When used outdoors, the connectors must be separately protected against corrosion. For further information about IP degrees of protection refer to 'Technical support' in the Download Centre.

To lock the cable connector to the equipment connector, the threaded ring is tightened until it is 'finger-tight' (approx. 50 cNm).